

Residential | Commercial

## Designed &amp; Engineered in Silicon Valley

440W | 435W | 430W

Our DNA™ Split Cell Series impressively combines advanced solar technologies to maximize performance. Our patented Dual Nano Absorber (DNA™) Technology allows the panel to operate at high-efficiencies in extreme temperatures. Contact our sales team today to learn more about our line of high-efficiency solar panels.



Patented DNA™ technology boosts power performance & module efficiency



Advanced split cell technology with 9 ultra-thin busbars allows for less resistance and more photon capture



Ideal solution for applications affected by shading



All-black design for pristine aesthetics  
No excessive silver bussing or ribbons

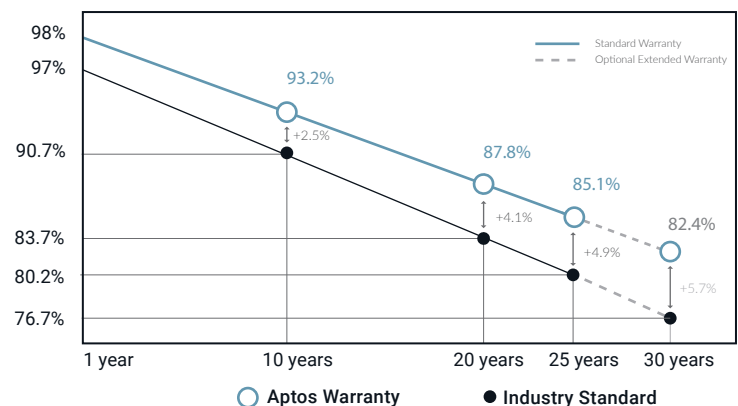



Robust product design is resilient in extreme weather. Up to 5400 Pa snow load and 210 mph wind speeds

intertek

30 Year  
Warranty3X IEC  
StandardsRETC Top  
Performer

## Linear Performance Warranty





## Electrical Specifications

	DNA-144-MF26-440W	DNA-144-MF26-435W	DNA-144-MF26-430W
STC Rated Output $P_{mpp}$ (W)	440W	435W	430W
Module Efficiency	20.21%	19.98%	19.76%
Open Circuit Voltage $V_{oc}$ (V)	49.9	49.7	49.5
Short Circuit Current $I_{sc}$ (A)	11.33	11.26	11.19
Rated Voltage $V_{mmp}$ (V)	41.0	40.8	40.6
Rated Voltage $I_{mmp}$ (A)	10.74	10.67	10.60

Standard Test Conditions for front-face of panel: 1000 W/m<sup>2</sup>, 25°C, measurement uncertainty  $\leq 3\%$

## Temperature Coefficients

Temperature Coefficients $P_{mmp}$	-0.36%
Temperature Coefficients $I_{sc}$	+0.05%/°C
Temperature Coefficients $V_{oc}$	-0.29%/°C
Normal Operating Cell Temperature (NOCT)	44°C

## Test Operating Conditions

Maximum Series Fuse	20A
Maximum System Voltage	1,000 VDC (UL&IEC)
Maximum Load Capacity (Per UL 1703)	5400 PA Snow Load / 210mph Wind Rating
Fire Performance Class	Class C/Type 1

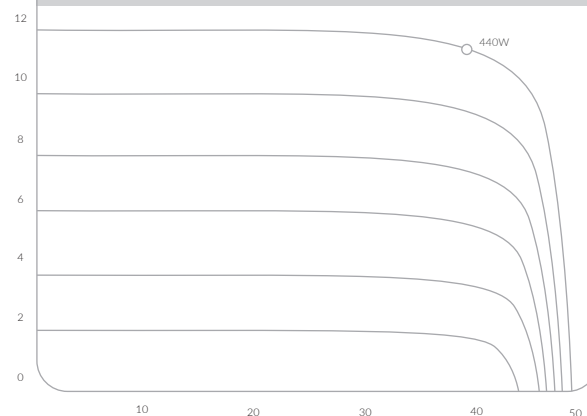
## Packaging Configuration

Number of Modules per Pallet	27
Number of Pallets per 40ft. Container	22
Pallet Dimensions	2110 X 1120 X 2365
Pallet Weight (kg)	680
Container Weight (kg)	14960

## Mechanical Properties

Cell Type	Monocrystalline
Glass	3.2mm, anti-reflection coating, high transmission, low iron, tempered glass
Frame	Anodized Aluminum Alloy
Junction Box	IP68
Dimensions	2095 X 1039 X 40mm
Output Cable	4mm <sup>2</sup> (EU)12AWG,39.37in.(1200mm)
Weight	53.13lbs.(24.1kg)
Cable Length	1200mm
Encapsulant	POE

## I-V Curve



## Certifications

intertek



UL61730-1, UL61730-2